TOA

INSTALLATION MANUAL

MICROPHONE CONNECTORS
SPEAKER CONNECTORS

YM-1J
YM-3CF, YM-3CM
YS-4CF, YS-4CM

1. SPECIFICATIONS

Model No.	Connector	Applicable connector	Allowable current (AC)	Accessories
YM-1J	Double pole jack	Single or double pole plug	—	Screw 2
YM-3CF	XLM-3-31PCH-R	XLR-3-12C	3 A	
YM-3CM	XLM-3-32PCH-R	XLR-3-11C	3 A	
YS-4CF	XLR-4-31-F77	XLR-4-12C	10 A	
YS-4CM	XLR-4-32-F77	XLR-4-11C	10 A	

Applicable plate (common to above all models): YP-1AF Plate (optional)
XLM type and XLR type connectors are the products of ITT Corporation.

2. DIMENSIONS OF MOUNTING OPENING

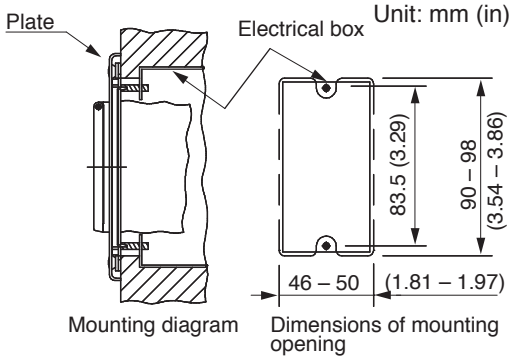

To fit the electrical box in the wall or ceiling, make opening according to the mounting dimensions shown at left.

Note
When a low-voltage circuit and a low-power circuit are housed in the same box, provide a partition to isolate them from each other.

3. APPLICABLE CABLES

YM-1J, YM-3CF, YM-3CM	Microphone vinyl cable, Cross-sectional area: 0.75 – 2.0 mm² (AWG 18 – 14)
YS-4CF, YS-4CM	600 V vinyl-insulated cable or equivalent, Diameter: 0.8 – 1.6 mm (AWG 20 – 14) or Cross-sectional area: 0.9 – 2.0 mm² (AWG 17 – 14)

Notes
- For cables with sectional area of under 0.75 mm², fold back their cores to increase the sectional area before connection.
- If a thick cable is used , the circuit board can be damaged when mounting the connector in an electrical box. Take care that excessive force is not applied to the circuit board when mounting.

4. CONNECTIONS

[YM-1J]

• Connection of balanced double pole plug

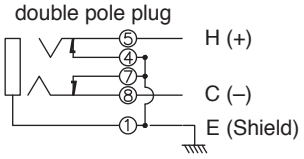

• Connection of unbalanced single pole plug

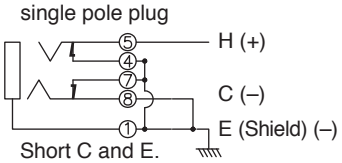

[YS-4CF]

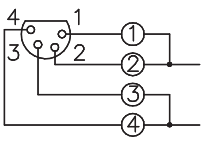

[YS-4CM]

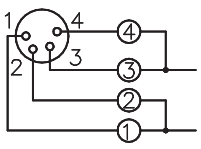

Note: As H, C, and E are shorted when not used, mixers or amplifiers using phantom power cannot be used.

H: Hot
C: Cold
E: Shield

[YM-3CF]

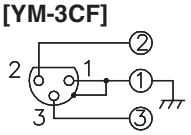

[YM-3CM]

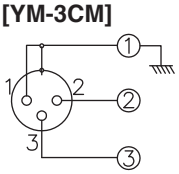

Traceability Information for Europe

Manufacturer:
TOA Corporation
7-2-1, Minatojima-Nakamachi, Chuo-ku, Kobe, Hyogo, Japan

Authorized representative:
TOA Electronics Europe GmbH
Suederstrasse 282, 20537 Hamburg,Germany