

PROJECTION SPEAKERS PJ-100W, PJ-200W

Thank you for purchasing TOA's Projection Speakers.
Please carefully follow the instructions in this manual in order to ensure long, trouble-free use of your equipment.

1. SAFETY PRECAUTIONS

- Before installation or use, be sure to carefully read all the instructions in this section for correct and safe operation.
- Be sure to follow all the precautionary instructions in this section, which contain important warnings and/or cautions regarding safety.
- After reading, keep this manual handy for future reference.

WARNING

Indicates a potentially hazardous situation which, if mishandled, could result in death or serious personal injury.

- Install the speaker only in a location that can structurally support the weight of the speaker and the mounting bracket. Doing otherwise may result in the speaker falling down and causing personal injury and/or property damage.
- Do not stand or sit on, nor hang down from the speaker as this may cause it to drop, resulting in personal injury and/or property damage.

CAUTION

Indicates a potentially hazardous situation which, if mishandled, could result in moderate or minor personal injury, and/or property damage.

- Do not operate the speaker for an extended period of time with the sound distorting. This is an indication of a malfunction, which in turn can cause heat to generate and result in a fire.

2. GENERAL DESCRIPTION

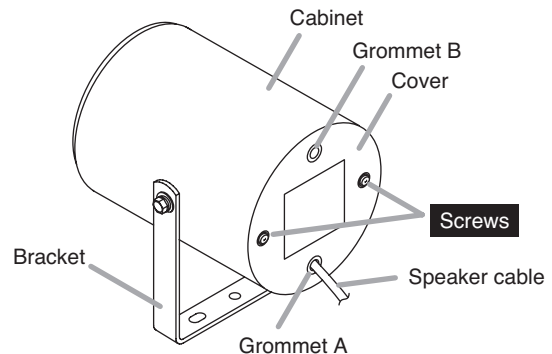
The PJ-100W and PJ-200W Projection Speakers are designed for indoor use. The built-in terminal board provides an easy cable connection and allows bridge wiring. Its wide frequency range makes it suitable for use in both paging and BGM applications.

3. FEATURES

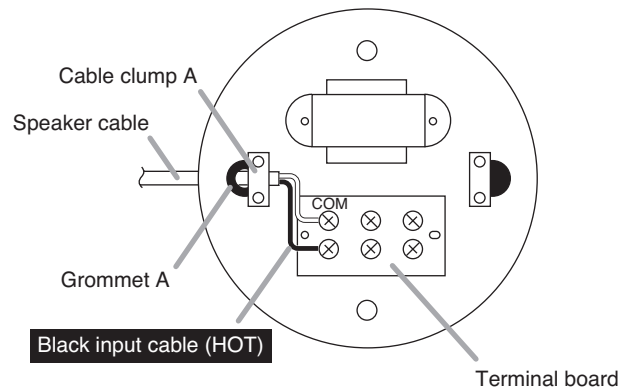
- Maximum input: 15 W (PJ-100W), 30 W (PJ-200W).
- Built-in transformer for 50 V, 70 V and 100 V speaker line.
- Two grommets for parallel (bridge) connection.

4. IMPEDANCE CHANGE

When changing impedance, follow the procedure below after unscrewing and removing the cover.



Detach the black input cable (HOT) and connect it to the terminal of the desired input impedance/wattage according to the tables below.



[Back side view of cover removed]

[PJ-100W]

Imp.	Line Voltage		
	50 V	70 V	100 V
250 Ω	10 W	—	—
500 Ω	5 W	10 W	—
1 kΩ	2.5 W	5 W	10 W
2 kΩ	1.25 W	2.5 W	5 W
4 kΩ	0.63 W	1.25 W	2.5 W

← Factory-preset values

[PJ-200W]

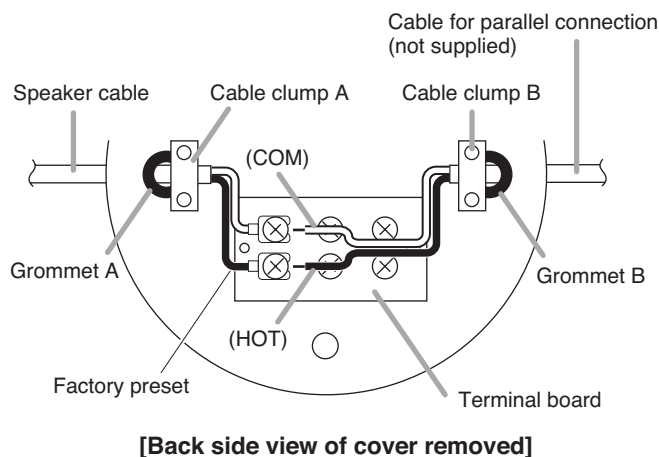
Imp.	Line Voltage		
	50 V	70 V	100 V
125 Ω	20 W	—	—
250 Ω	10 W	20 W	—
500 Ω	5 W	10 W	20 W
1 kΩ	2.5 W	5 W	10 W
2 kΩ	1.25 W	2.5 W	5 W

← Factory-preset values

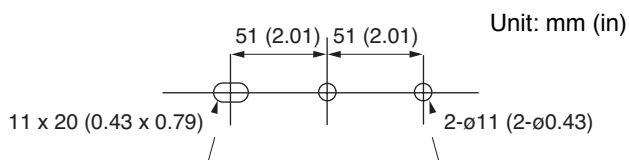
Note: The black input cable has been connected to the terminal of 1 kΩ impedance for the PJ-100W and 500 Ω for the PJ-200W.

5. BRIDGE CONNECTION

Route the speaker cable through grommet B and clamp it with a cable clamp B as illustrated below.



6. SPEAKER MOUNTING DIMENSIONS



8. SPECIFICATIONS

[PJ-100W]

Rated Input	10 W (50 V, 70 V, 100 V Line)
Input Impedance	100 V Line : 1 k Ω (10 W), 2 k Ω (5 W), 4 k Ω (2.5 W) 70 V Line : 500 Ω (10 W), 1 k Ω (5 W), 2 k Ω (2.5 W), 4 k Ω (1.25 W) 50 V Line : 250 Ω (10 W), 500 Ω (5 W), 1 k Ω (2.5 W), 2 k Ω (1.25 W), 4 k Ω (0.63 W)
Dispersion (1 to 4k Hz avg.)	Horizontal 100° x Vertical 100°
Preset Impedance	1 k Ω
Sound Pressure Level	92 dB (1 m, 1 W) at 1 kHz
Speaker Diameter	12 cm (5")
Frequency Range	65 Hz – 15 kHz
Finish	Cabinet, Cover : ABS resin, off-white Bracket : SPCC, off-white
Dimensions	160 (w) x 200 (h) x 195 (d) mm (6.3" x 7.87" x 7.68")
Weight	1.8 kg (3.97 lb)

[PJ-200W]

Rated Input	20 W (50 V, 70 V, 100 V Line)
Input Impedance	100 V Line : 500 Ω (20 W), 1 k Ω (10 W), 2 k Ω (5 W) 70 V Line : 250 Ω (20 W), 500 Ω (10 W), 1 k Ω (5 W), 2 k Ω (2.5 W) 50 V Line : 125 Ω (20 W), 250 Ω (10 W), 500 Ω (5 W), 1 k Ω (2.5 W), 2 k Ω (1.25 W)
Preset Impedance	500 Ω
Sound Pressure Level	95 dB (1 m, 1 W) at 1 kHz
Speaker Diameter	16 cm (6.5")
Frequency Range	50 Hz – 20 kHz
Finish	Cabinet, Cover : ABS resin, off-white Bracket : SPCC, off-white
Dimensions	200 (w) x 255 (h) x 250 (d) mm (7.87" x 10.04" x 9.84")
Weight	2.5 kg (5.51 lb)

Note: The design and specifications are subject to change without notice for improvement.

Traceability Information for Europe (EMC directive 2004/108/EC)

Manufacturer:
TOA Corporation
7-2-1, Minatojima Nakamachi, Chuo-ku, Kobe, Hyogo, Japan

Authorized representative:
TOA Electronics Europe GmbH
Suederstrasse 282, 20537 Hamburg, Germany



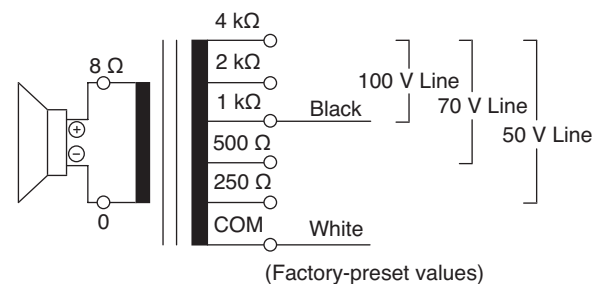
TOA Canada Corporation

www.toacanada.com

533-06-004-9A

7. WIRING DIAGRAMS

[PJ-100W]



[PJ-200W]

