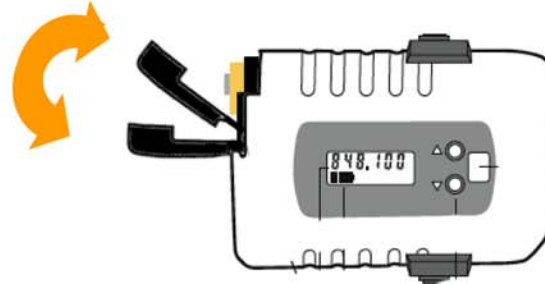


# Opening the Battery Door on the Trantec S5.5-LTX

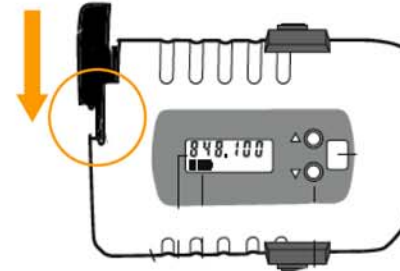
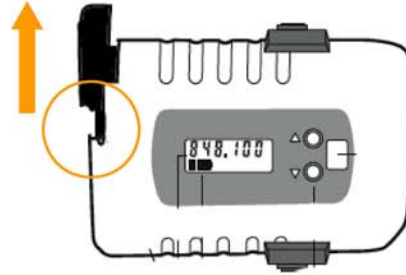


3  
Rotate battery door to upright position.  
Replace battery.



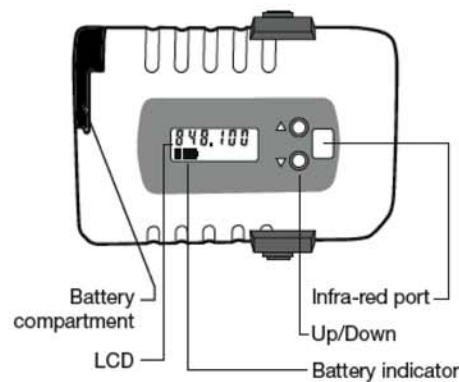
4  
With the battery door in the upright position,  
rotate it downward.

2  
Press down on the  
battery door and slide  
forward.  
*Note the circled gap.*



5  
*Note the circled gap*  
before sliding the door  
backwards to the  
locked position.

1  
Battery door closed  
Ready for use.



*Note:*

*Failure to follow this procedure will result in the breaking of the battery door locking mechanism.*